


18  ways

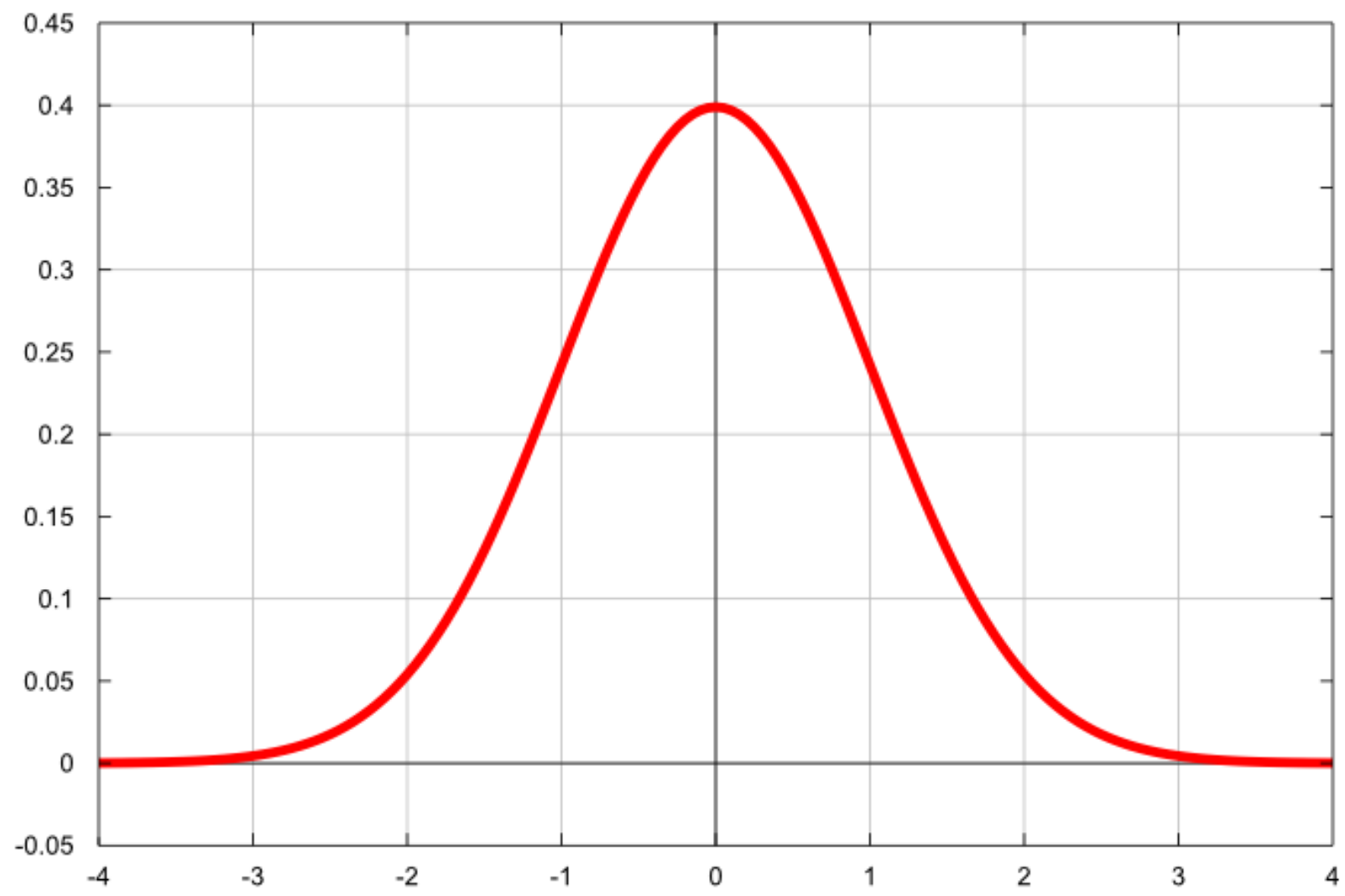
NOT to model a darts player

	A	B	C	D	E	F	G	H	I	J	K	L
1	DART	SCORE	501									
2	1	1	500		NEW GAME							
3	2	12	488									
4	3	20	468									
5	4	20	448		THROW		6					
6	5	5	443									
7	6	51	392		Criteria	Chance	Area					
8	7	-	392		Finish	5.2%	0.5%					
9	8	-	392		Aim	41.0%	-					
10	9	-	392		Consistency	50.0%	-					
11	10	-	392		Bias	12.0%	-					
12	11	-	392		Triple	8.3%	6.7%					
13	12	-	392		Double	3.0%	11.0%					
14	13	-	392		Miss	4.5%	-					
15	14	-	392		Single	84.2%	81.4%					
16	15	-	392		Accuracy	20.5%	-					
17	16	-	392		Three Dart Av	34.8	-					
18	17	-	392					FINISH				Chance
19	18	-	392		MEDIAN GAME			Finish				5.2%
20	19	-	392		Scoring	38.0		Single				17.4%
21	20	-	392		Setup	2.1		Miss	34.9%			
22	21	-	392		Finish	24.0		Other Single	32.8%			
23	22	-	392		Median Game	64.2		Other Double	9.8%			
24	23	-	392					Total	100.0%			
25	24	-	392		SCORING							
26	25	-	392		SCORE	51						
27	26	-	392		DESCRIPTION	Triple 17						
28	27	-	392		GAME	-						
29	28	-	392		DOUBLE	-						
30	29	-	392		Mercy	YES						


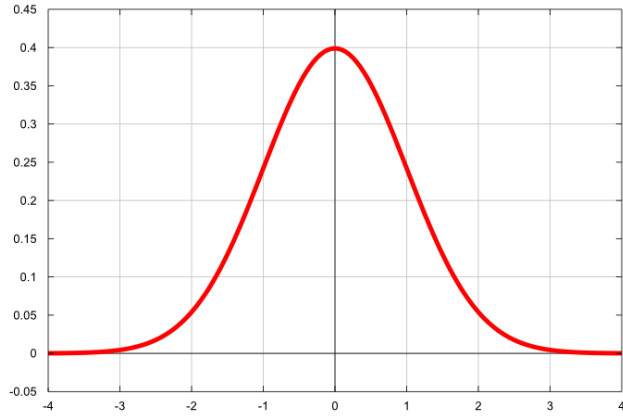
=IF(\$AA5<=\$AY\$84,\$AW\$84,IF(\$AA5<=\$AY\$85,\$AW\$85,IF(\$AA5<=\$AY\$86,\$AW\$86,IF(\$AA5<=\$AY\$87,\$AW\$87,IF(\$AA5<=\$AY\$88,\$AW\$88,IF(\$AA5<=\$AY\$89,\$AW\$89,IF(\$AA5<=\$AY\$90,\$AW\$90,IF(\$AA5<=\$AY\$91,\$AW\$91,\$AW\$91))))))))

Formula Bar	D	CE	CF	CG	CH	CI	CJ	CK	CL	CM	CN	CO	CP	CQ	CR	CS	CT	CU	CV	CW	CX	CY	CZ	DA	DB	DC	DD	DE	DF	DG	DH	DI	DJ	DK	DL	DM	DN	DO	DP	DQ	DR	DS	DT	DU	DV					
50	49	48	47	46	45	44	43	42	41	39	37	35	33	31	29	27	25	23	21	19	17	15	13	11	9	7	5	3	40	38	36	34	32	30	28	26	24	22	20	18	16	14	12	10	8	6				
10	9	8	7	6	5	4	3	2	1	3	17	3	17	15	13	19	17	7	17	3	13	7	5	3	1	3	1	1	40	38	36	34	32	30	28	26	24	22	20	18	16	14	12	10	8	6				
6	14	16	19	13	12	18	17	15	20	17	2	17	2	10	4	3	2	19	2	17	4	BUST	BUST	BUST	BUST	BUST	BUST	BUST	0	0	0	0	0	0	0	0	0	0	0	0	0	0	0	0	0	0	0			
15	12	11	16	10	20	13	19	17	18	19	3	19	3	2	6	7	3	16	3	BUST	6	BUST	BUST	BUST	BUST	BUST	BUST	5	3	1	2	7	10	11	4	9	8	6	14	BUST	BUST	BUST	BUST	BUST	BUST	BUST				
15	12	11	16	10	20	13	19	17	18	19	3	19	3	2	6	7	3	16	3	BUST	6	BUST	BUST	BUST	BUST	BUST	BUST	1	7	4	3	8	2	9	6	5	14	15	12	11	BUST	10	BUST	BUST	BUST					
6	14	16	19	13	12	18	17	15	20	17	2	17	2	10	4	3	2	19	2	17	4	BUST	BUST	BUST	BUST	BUST	BUST	BUST	0	0	0	0	0	0	0	0	0	0	0	0	0	0	0	0	0	0	0			
15	12	11	16	10	20	13	19	17	18	19	3	19	3	2	6	7	3	16	3	BUST	6	BUST	BUST	BUST	BUST	BUST	BUST	2	14	8	0	16	4	18	12	10	BUST	BUST	BUST	BUST	BUST	BUST	BUST	BUST	BUST					
15	12	11	16	10	20	13	19	17	18	19	3	19	3	2	6	7	3	16	3	BUST	6	BUST	BUST	BUST	BUST	BUST	BUST	1	7	4	3	8	2	9	6	5	14	15	12	11	BUST	10	BUST	BUST	BUST					
15	12	11	16	10	20	13	19	17	18	19	3	19	3	2	6	7	3	16	3	BUST	6	BUST	BUST	BUST	BUST	BUST	BUST	5	3	1	2	7	10	11	4	9	8	6	14	BUST	BUST	BUST	BUST	BUST	BUST	BUST				
15	12	11	16	10	20	13	19	17	18	19	3	19	3	2	6	7	3	16	3	BUST	6	BUST	BUST	BUST	BUST	BUST	BUST	0	0	0	0	0	0	0	0	0	0	0	0	0	0	0	0	0	0	0	0			
15	12	11	16	10	20	13	19	17	18	19	3	19	3	2	6	7	3	16	3	BUST	6	BUST	BUST	BUST	BUST	BUST	BUST	1	7	4	3	8	2	9	6	5	14	15	12	11	BUST	10	BUST	BUST	BUST					
6	14	16	19	13	12	18	17	15	20	17	2	17	2	10	4	3	2	19	2	17	4	BUST	BUST	BUST	BUST	BUST	BUST	0	0	0	0	0	0	0	0	0	0	0	0	0	0	0	0	0	0	0	0			
10	9	8	7	6	5	4	3	2	1	3	17	3	17	15	13	19	17	7	17	3	13	7	5	3	1	3	1	1	20	19	18	17	16	15	14	13	12	11	10	9	8	7	6	5	4	3				
15	12	11	16	10	20	13	19	17	18	19	3	19	3	2	6	7	3	16	3	BUST	6	BUST	BUST	BUST	BUST	BUST	BUST	0	6	2	4	14	20	22	8	18	16	12	BUST	BUST	BUST	BUST	BUST	BUST	BUST	BUST				
15	12	11	16	10	20	13	19	17	18	19	3	19	3	2	6	7	3	16	3	BUST	6	BUST	BUST	BUST	BUST	BUST	BUST	1	7	4	3	8	2	9	6	5	14	15	12	11	BUST	10	BUST	BUST	BUST					
15	12	11	16	10	20	13	19	17	18	19	3	19	3	2	6	7	3	16	3	BUST	6	BUST	BUST	BUST	BUST	BUST	BUST	5	3	1	2	7	10	11	4	9	8	6	14	BUST	BUST	BUST	BUST	BUST	BUST	BUST				
6	14	16	19	13	12	18	17	15	20	17	2	17	2	10	4	3	2	19	2	17	4	BUST	BUST	BUST	BUST	BUST	BUST	0	0	0	0	0	0	0	0	0	0	0	0	0	0	0	0	0	0	0	0	0		
10	9	8	7	6	5	4	3	2	1	3	17	3	17	15	13	19	17	7	17	3	13	7	5	3	1	3	1	1	20	19	18	17	16	15	14	13	12	11	10	9	8	7	6	5	4	3				
10	9	8	7	6	5	4	3	2	1	3	17	3	17	15	13	19	17	7	17	3	13	7	5	3	1	3	1	1	20	19	18	17	16	15	14	13	12	11	10	9	8	7	6	5	4	3				
6	14	16	19	13	12	18	17	15	20	17	2	17	2	10	4	3	2	19	2	17	4	BUST	BUST	BUST	BUST	BUST	BUST	BUST	0	0	0	0	0	0	0	0	0	0	0	0	0	0	0	0	0	0	0	0	0	
6	14	16	19	13	12	18	17	15	20	17	2	17	2	10	4	3	2	19	2	17	4	BUST	BUST	BUST	BUST	BUST	BUST	BUST	0	0	0	0	0	0	0	0	0	0	0	0	0	0	0	0	0	0	0	0	0	
10	9	8	7	6	5	4	3	2	1	3	17	3	17	15	13	19	17	7	17	3	13	7	5	3	1	3	1	1	20	19	18	17	16	15	14	13	12	11	10	9	8	7	6	5	4	3				
6	14	16	19	13	12	18	17	15	20	17	2	17	2	10	4	3	2	19	2	17	4	BUST	BUST	BUST	BUST	BUST	BUST	BUST	0	0	0	0	0	0	0	0	0	0	0	0	0	0	0	0	0	0	0	0	0	0
15	12	11	16	10	20	13	19	17	18	19	3	19	3	2	6	7	3	16	3	BUST	6	BUST	BUST	BUST	BUST	BUST	BUST	5	3	1	2	7	10	11	4	9	8	6	14	BUST	BUST	BUST	BUST	BUST	BUST	BUST				
15	12	11	16	10	20	13	19	17	18	19	3	19	3	2	6	7	3	16	3	BUST	6	BUST	BUST	BUST	BUST	BUST	BUST	1	7	4	3	8	2	9	6	5	14	15	12	11	BUST	10	BUST	BUST	BUST					
6	14	16	19	13	12	18	17	15	20	17	2	17	2	10	4	3	2	19	2	17	4	BUST	BUST	BUST	BUST	BUST	BUST	BUST	0	0	0	0	0	0	0	0	0	0	0	0	0	0	0	0	0	0	0	0	0	
10	9	8	7	6	5	4	3	2	1	3	17	3	17	15	13	19	17	7	17	3	13	7	5	3	1	3	1	1	20	19	18	17	16	15	14	13	12	11	10	9	8	7	6	5	4	3				
15	12	11	16	10	20	13	19	17	18	19	3	19	3	2	6	7	3	16	3	BUST	6	BUST	BUST	BUST	BUST	BUST	BUST	1	7	4	3	8	2	9	6	5	14	15	12	11	BUST	10	BUST	BUST	BUST					
6	14	16	19	13	12	18	17	15	20	17	2	17	2	10	4	3	2	19	2	17	4	BUST	BUST	BUST	BUST	BUST	BUST	BUST	0	0	0	0	0	0	0	0	0	0	0	0	0	0	0	0	0	0	0	0	0	
6	14	16	19	13	12	18	17	15	20	17	2	17	2	10	4	3	2	19	2	17	4	BUST	BUST	BUST	BUST	BUST	BUST	BUST	0	0	0	0	0	0	0	0	0	0	0	0	0	0	0	0	0	0	0	0	0	
15	12	11	16	10	20	13	19	17	18	19	3	19	3	2	6	7	3	16	3	BUST	6	BUST	BUST	BUST	BUST	BUST	BUST	1	7	4	3	8	2	9	6	5	14	15	12	11	BUST	10	BUST	BUST	BUST					
6	14	16	19	13	12	18	17	15	20	17	2	17	2	10	4	3	2	19	2	17	4	BUST	BUST	BUST	BUST	BUST	BUST	BUST	20	19	18	17	16	15	14	13	12	11	10	9	8	7	6	5	4	3				
6	14	16	19	13	12	18	17	15	20	17	2	17	2	10	4	3	2	19	2	17	4	BUST	BUST	BUST	BUST	BUST	BUST	BUST	0	0	0	0	0	0	0	0	0	0	0	0	0	0	0	0	0	0	0	0	0	0
6	14	16	19	13	12	18	17	15	20	17	2	17	2	10	4	3	2	19	2	17	4	BUST	BUST	BUST	BUST	BUST	BUST	BUST	0	0	0	0	0	0	0	0	0	0	0	0	0	0	0	0	0	0	0	0	0	0
15	12	11	16	10	20	13	19	17	18	19	3	19	3	2	6	7	3	16	3	BUST	6	BUST	BUST	BUST	BUST	BUST	BUST	1	7	4	3	8	2	9	6	5	14	15	12	11	BUST	10	BUST	BUST	BUST					

ARRRRRRGH!





Normal Dist.



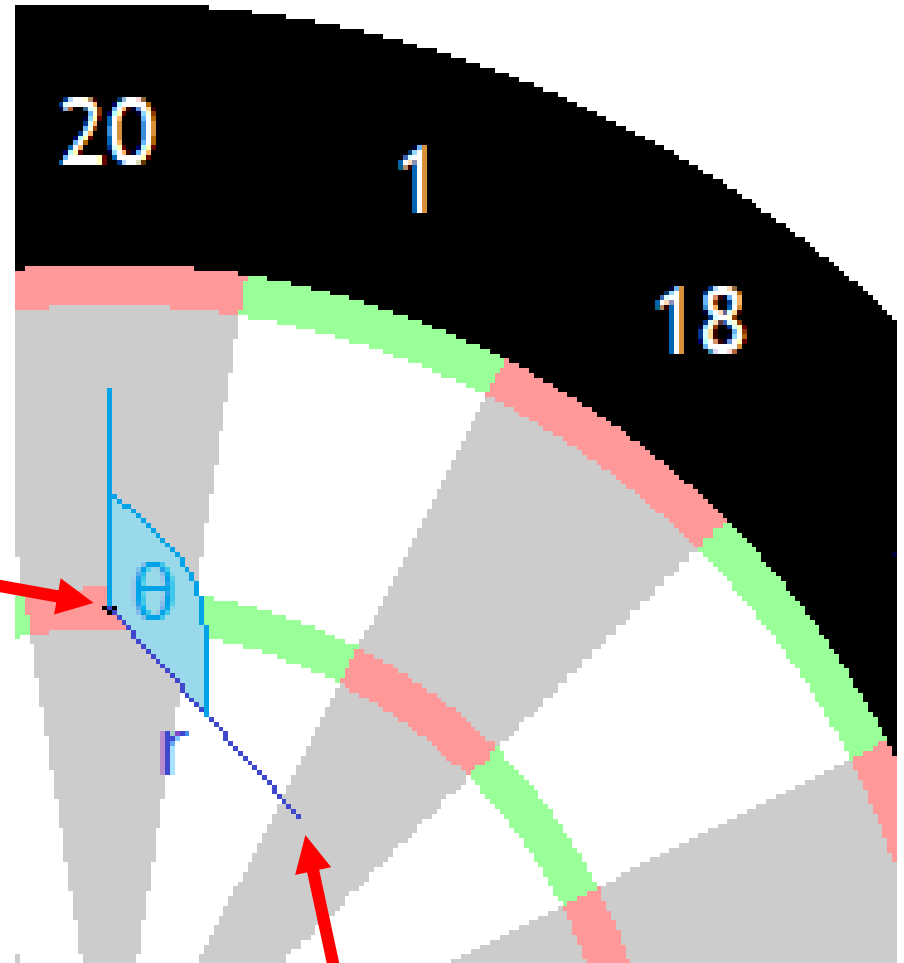
r

Uniform Dist.

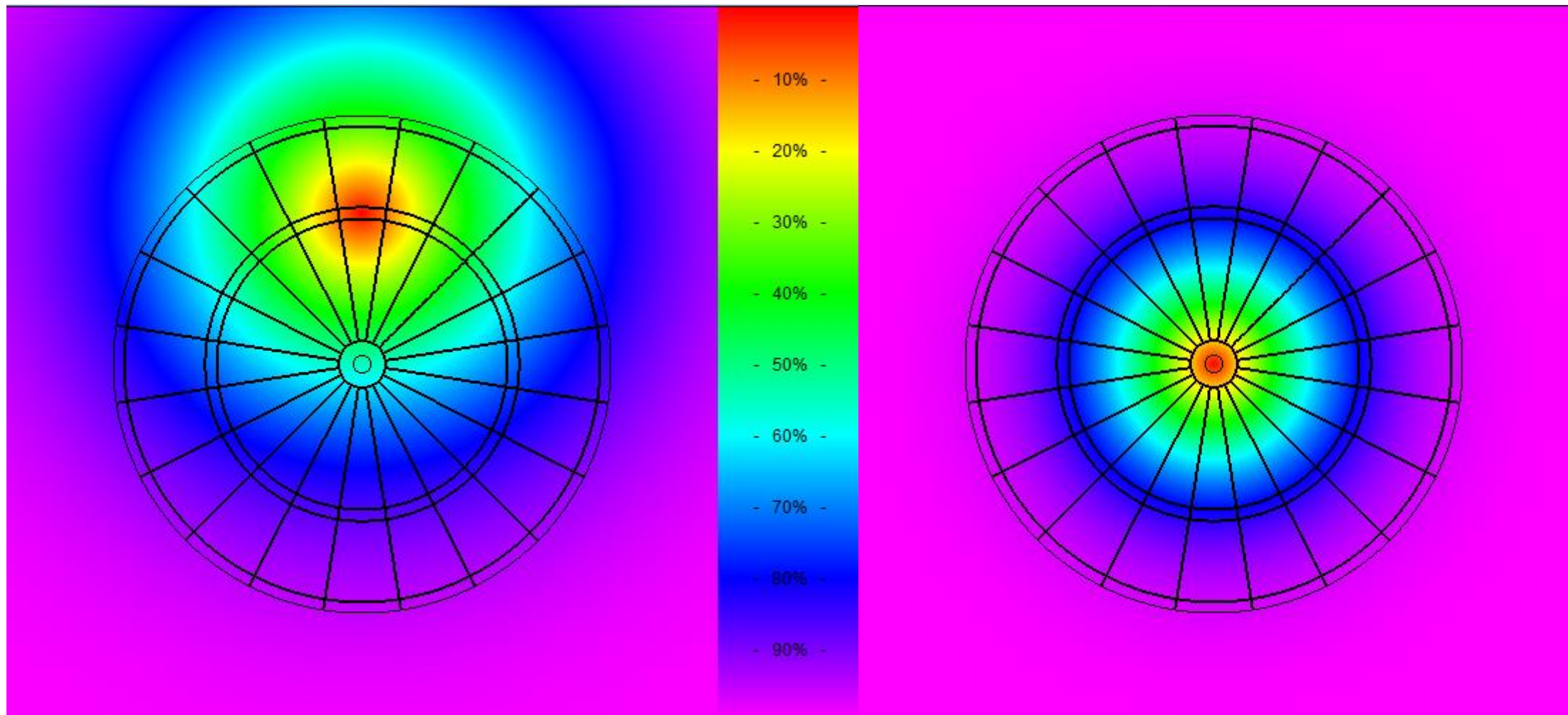


θ

Aim here



Dart lands here



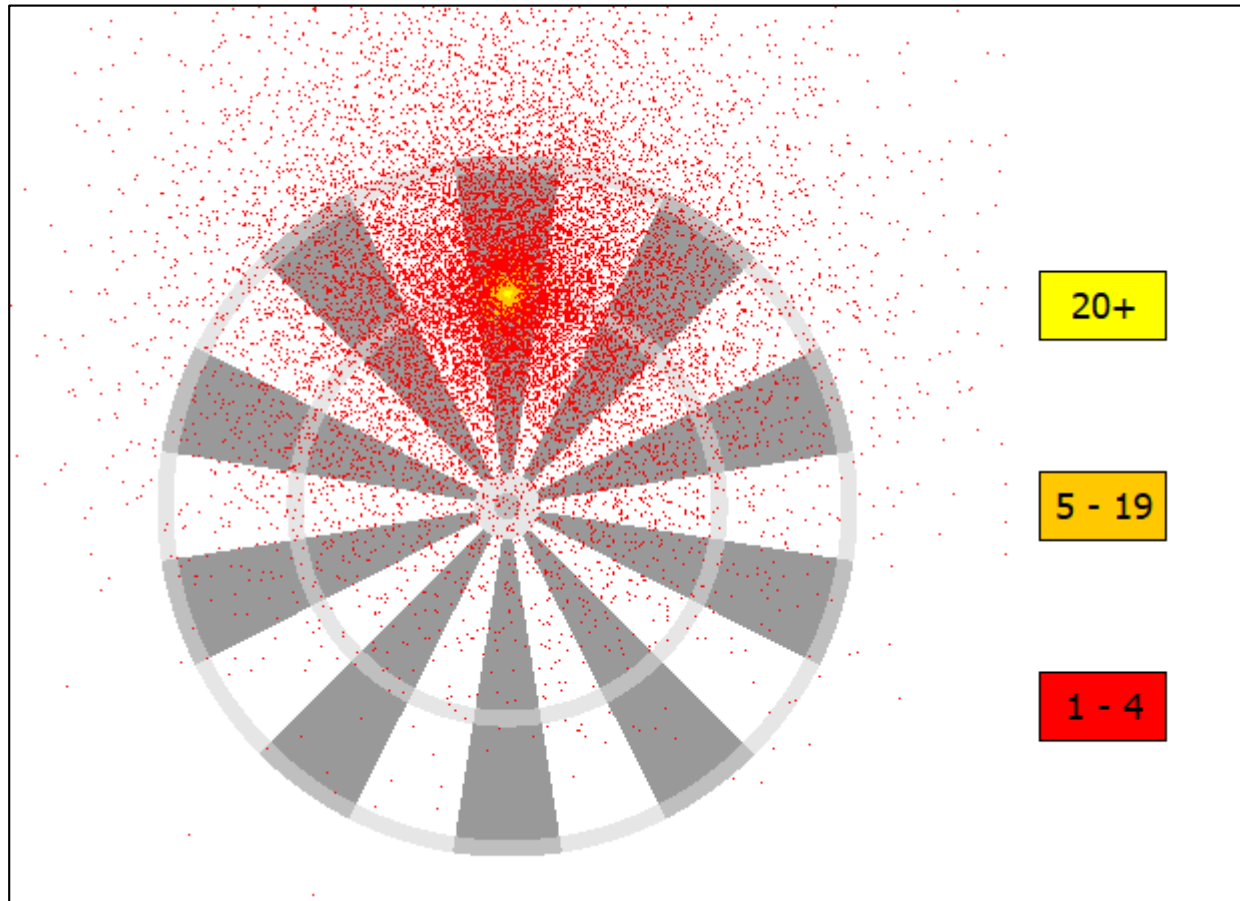
0	0	1	500
D1	T15	6	447
5	0	1	441
D20	12	20	369
9	10	13	337
5	18	12	302
0	T5	16	271
T20	0	0	211
20	T20	0	131
4	0	14	113

T20	10	5	426
3	18	5	400
0	5	5	390
11	5	2	372
0	D20	20	312
0	4	16	292
0	0	0	292
T14	6	0	244

Scoring too erratic

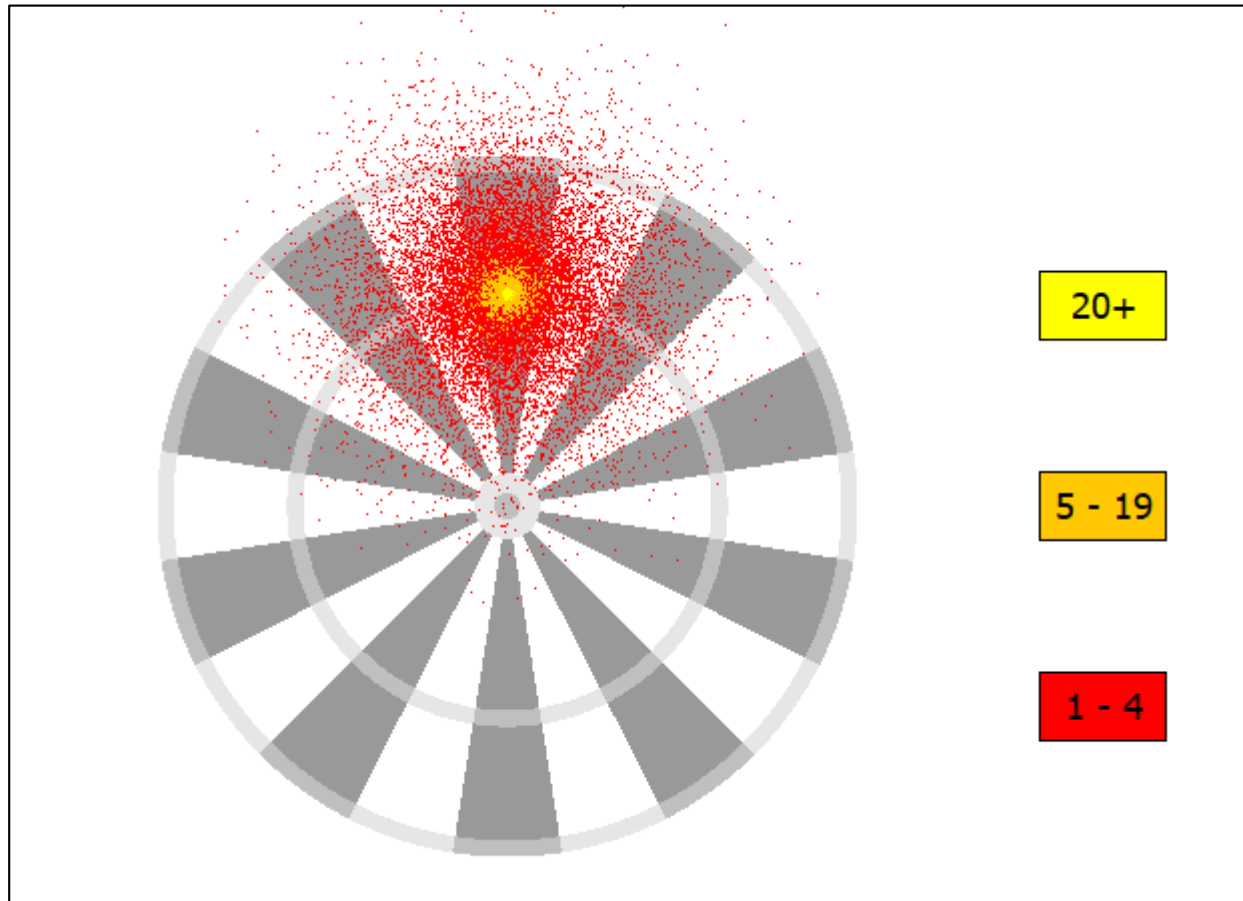
Missing the board unrealistically often

Player	Avg. Game	Score per dart	Miss %	Double %	T20 %
Me	58	14.3	3.0	6.0	4.4
AI	60	14.2	15.5	8.8	7.7



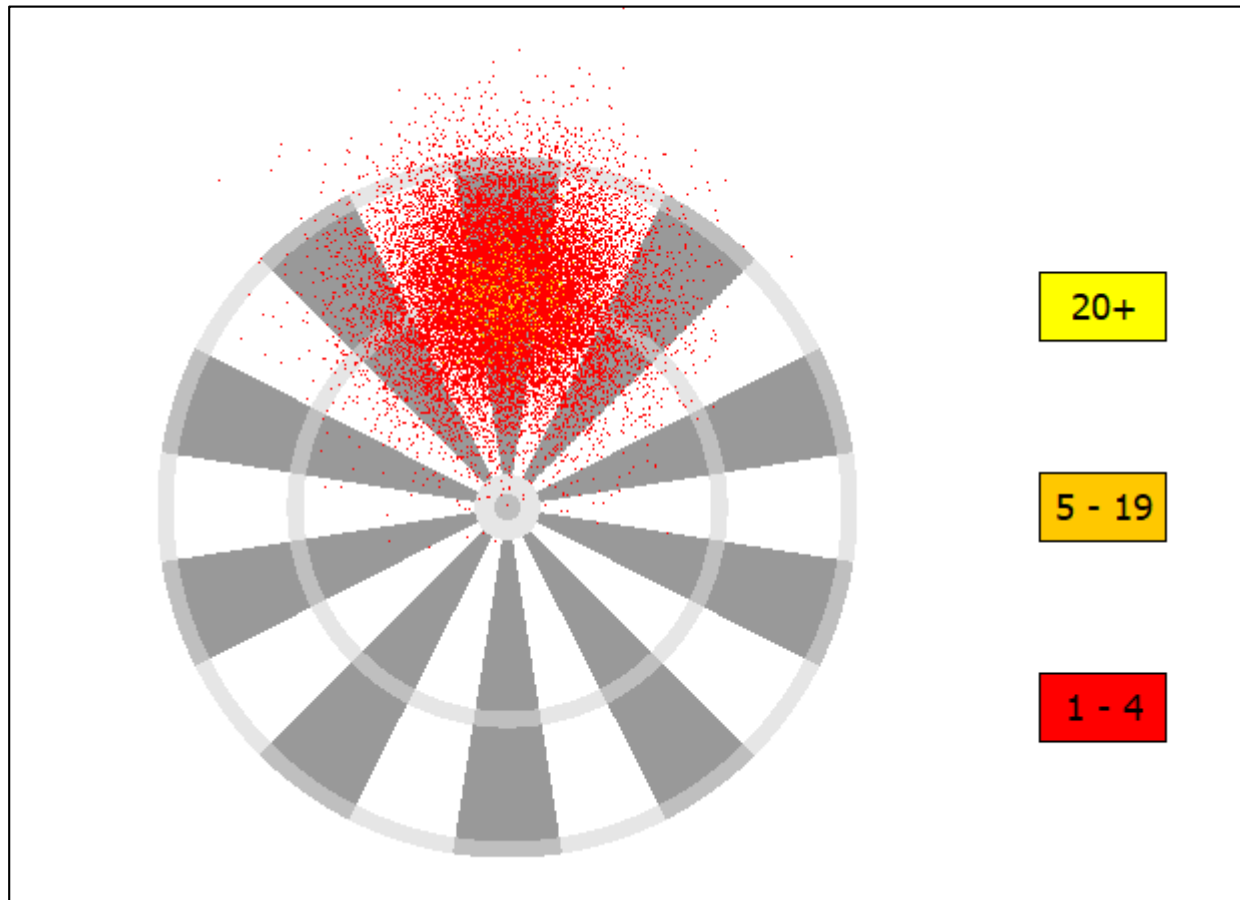
$$\sigma = 84$$

Player	Avg. Game	Score per dart	Miss %	Double %	T20 %
Me	58	14.3	3.0	6.0	4.4
AI	34	19.3	3.2	16.1	14.7



$$\sigma = 45$$

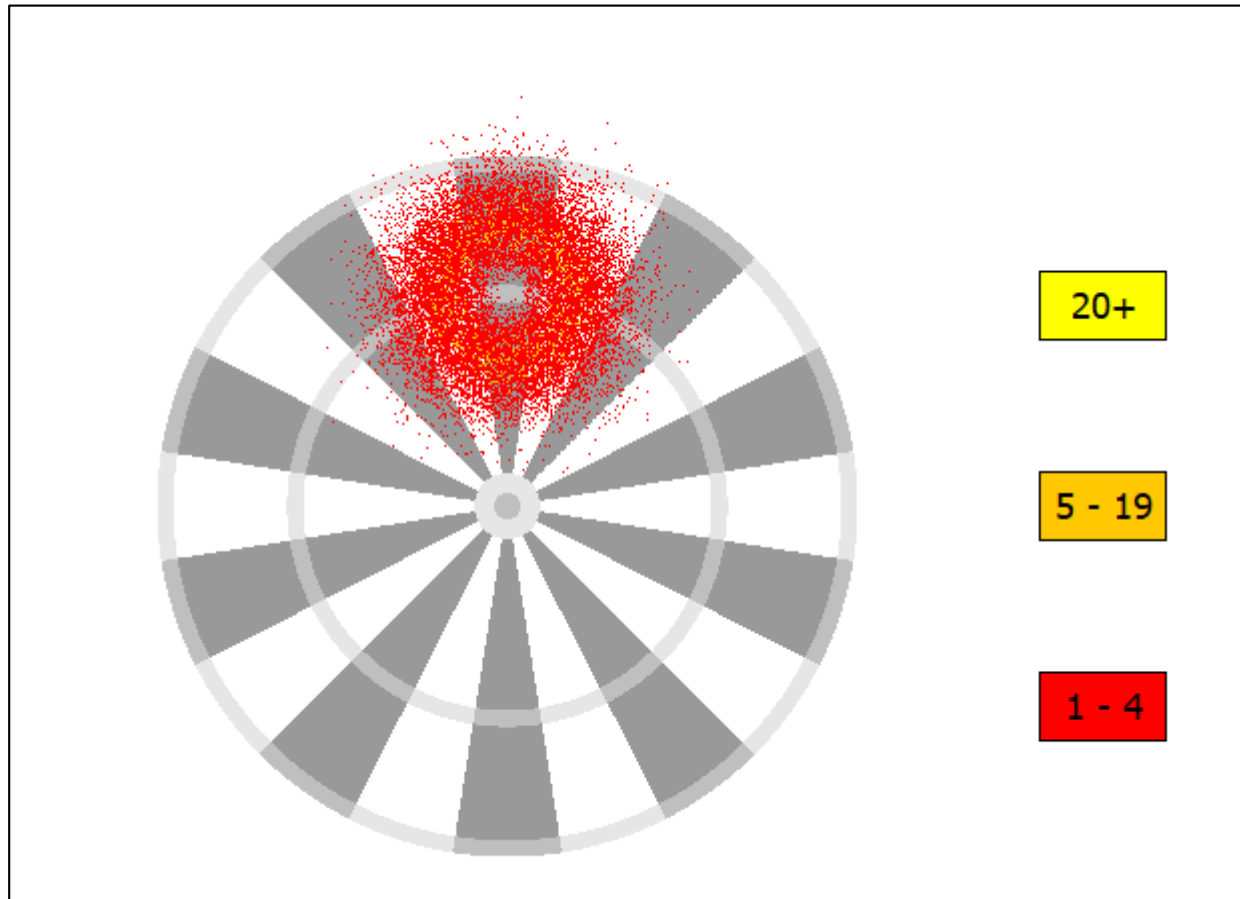
Player	Avg. Game	Score per dart	Miss %	Double %	T20 %
Me	58	14.3	3.0	6.0	4.4
AI	60	13.5	2.0	6.6	4.2



$$\sigma = 50$$

Avg r over 2 samples

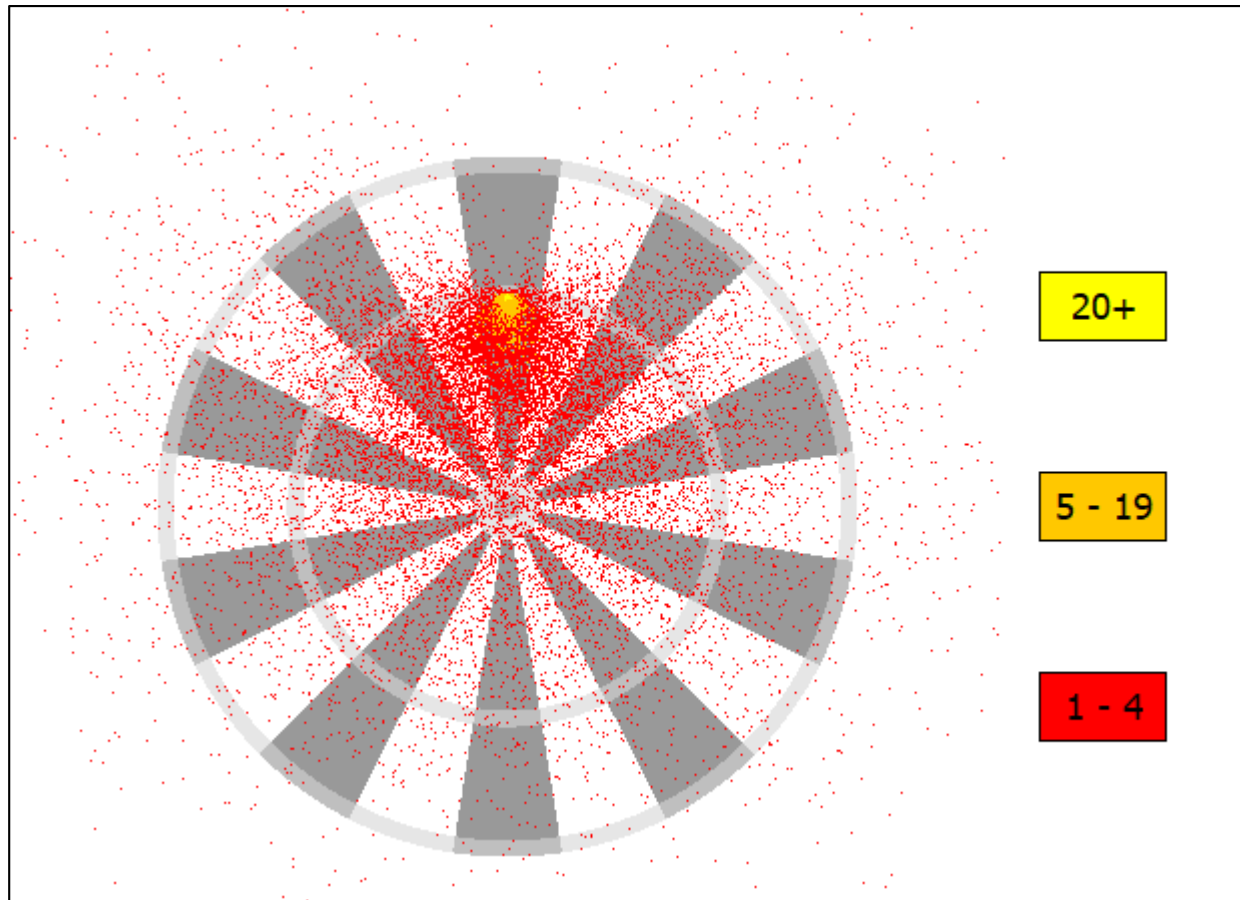
Player	Avg. Game	Score per dart	Miss %	Double %	T20 %
Me	58	14.3	3.0	6.0	4.4
AI	121	10.4	0.4	2.3	0.5



$$\sigma = 50$$

Avg r over 5 samples

Player	Avg. Game	Score per dart	Miss %	Double %	T20 %
Me	58	14.3	3.0	6.0	4.4
AI	56	14.4	5.2	7.0	5.2



$$\sigma = 105$$

$$\sigma_2 = 50$$

