


Using Maths (without knowing it)

Pat Ashforth
@matheknitician



Begin with a slip-knot

Increase at the end of every row
until your triangle reaches the line

Make a note of the number of
stitches

Decrease at the end of every row
until two remain

Fasten off



Begin with a slip-knot

Increase at the end of every row until your triangle reaches the line

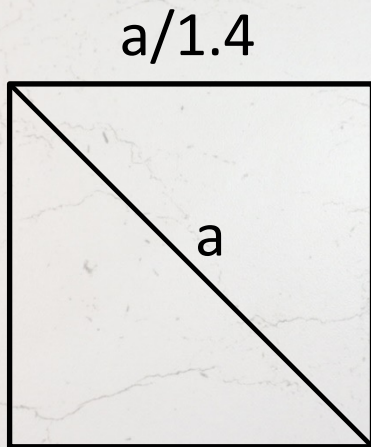
Make a note of the number of stitches

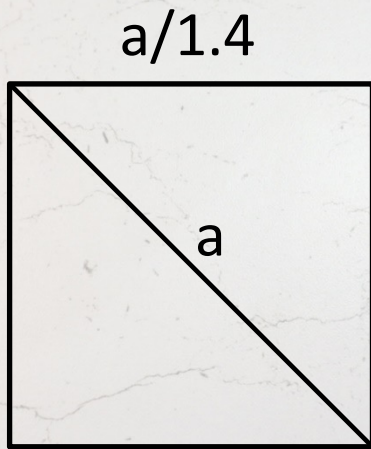
Decrease at the end of every row until two remain

Fasten off




















WOOLLY

THOUGHTS

**SUM
WEAR**



Hyperbolic Barbie



Barbie Rainbows



Barbie Spirals





Square Barbie



Fibonacci Barbie

Sum Wear

Pat Ashforth

woollythoughts.com